



Simulating venous and arterial flow

Summary

Development of products and skills involving the circulatory system is extremely challenging in the absence of a realistic model system. While several visually and tactilely accurate models are available, none of these systems can produce the physiologically relevant flow and pressure required for accurate evaluation of biomedical products and realistic phlebotomist training. The CPG venous test bed provides an accurate physiological model for test and development of phlebotomy tools and procedures. Such a system also provides a simple training platform for medical staff.

The CPG Vein simulator



Description

The simulated vein bed creates a physiologically relevant venous flow through a blood-safe, self-sealing vein segment. Flow-rate and pressure are controlled through custom software that allows high speed recording of data from a range of standard and optional external sensors.

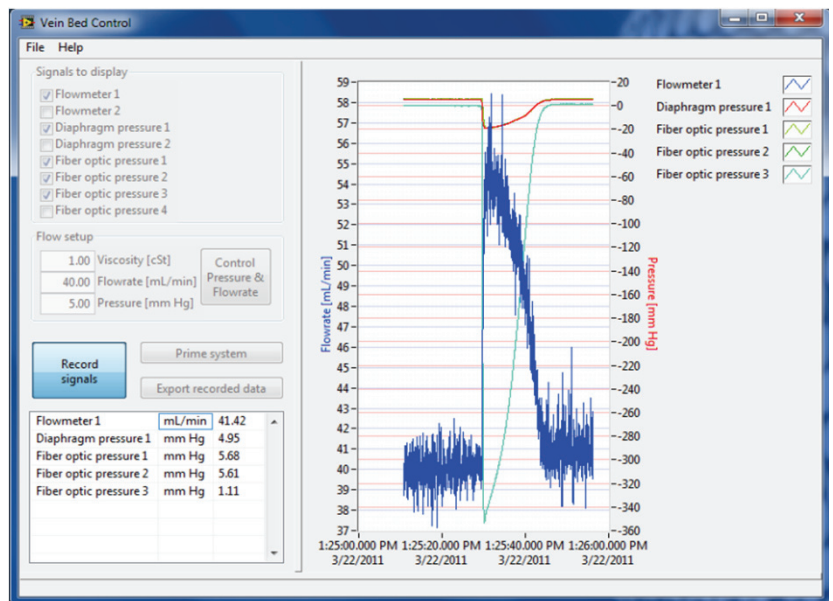
The system can be quickly configured to generate commonly encountered flow-rate and pressure conditions. Once flow conditions have been reached, any changes to these parameters are monitored to investigate the effect of intravenous devices or phlebotomist action on venous flow. Introduction of a needle, or vacuum drawing of blood can generate vein collapse and backflow, and it is important to understand how the procedure impacts these properties in a simple test platform.

Specifications

| Specification | Value |
|-------------------|--|
| Flowrate [mL/min] | 10 - 120 |
| Pressure [mm Hg] | Control: 0-20 Acquire: (-700) – 300 |
| Viscosity [cSt] | 1 - 40 |

Markets

- Phlebotomist training
- Phlebotomy product development
- Intravenous product development



**Cambridge
Polymer Group**

Cambridge Polymer Group, Inc.
56 Roland Street, Suite 310
Boston, MA 02129

Ph: 1 (617) 629 4400
Fax: 1 (617) 629 9100

info@campoly.com
www.campoly.com
ISO 9001:2008 Certified

Rev: 06/03/11

